

2023 annual report to the
Community

Upper Sturt Primary School

Upper Sturt Primary School number: 448

Partnership: Mount Lofty



Signature

Adam Blakely

School principal:



Date of endorsement:

04/02/2024

Context Statement

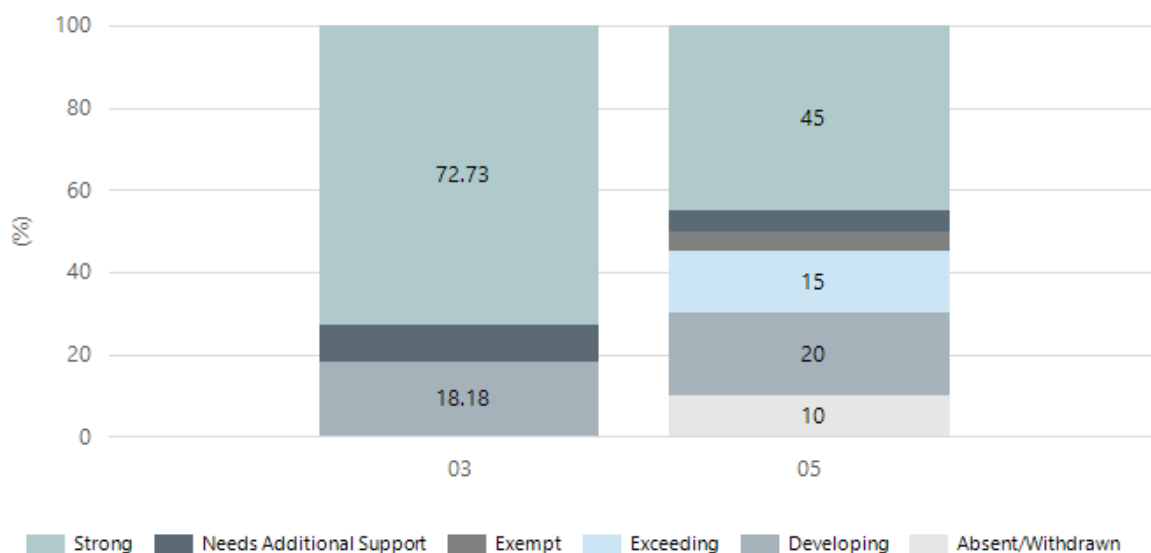
Upper Sturt Primary School caters for students from R-6. At the time of this report, the enrolment in 2023 is 99. Upper Sturt Primary School is classified as Category 7 on the Department for Education Index of Educational Disadvantage. At the time of this report, the school population includes 2% Aboriginal students, 14% students with disabilities, 2% children/young people in care. Further information about the school is available on the school's website (including its context statement), as well as the My School website.

Performance Summary

NAPLAN Proficiency

In 2023, the Australian Curriculum, Assessment and Reporting Authority (ACARA) - a Commonwealth Independent statutory authority - announced changes to NAPLAN performance reporting. This new way of reporting by ACARA that NAPLAN results from 2023 will not be comparable to previous years. The new approach replaces the previous numerical NAPLAN bands and the national minimum standard.

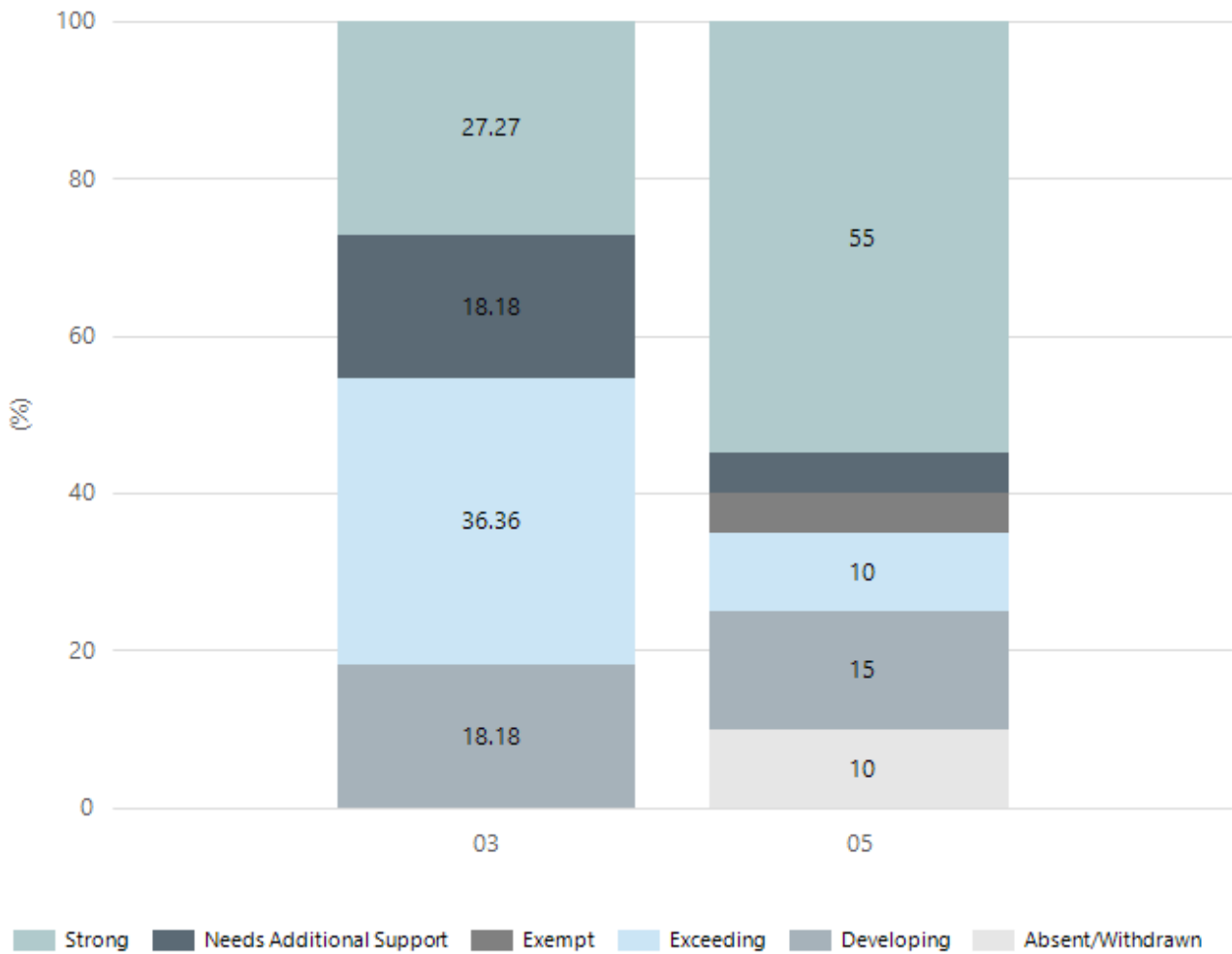
Numeracy



Year Level	03	05	
Strong	8	9	
Developing	2	4	
Exceeding		3	
Needs Additional Support		1	1
Absent/Withdrawn			2
Exempt		1	
Total	11	20	

Data Source: Department for Education Assessment Data Holdings, 2023. When there are less than six students in a cohort, no data is supplied.

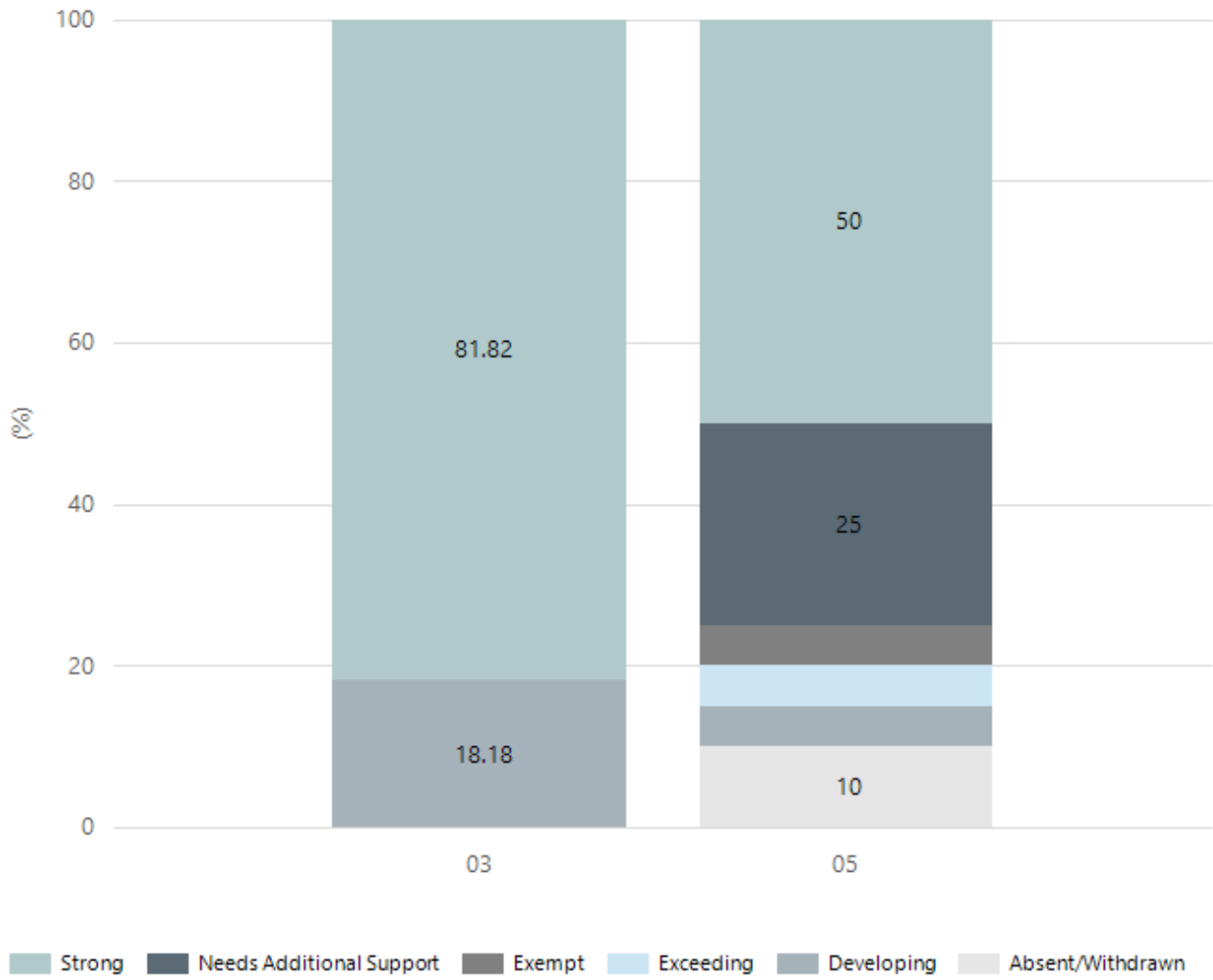
Reading



Year Level	03	05	
Strong	3	11	
Developing	2	3	
Exceeding	4	2	
Needs Additional Support		2	1
Absent/Withdrawn			2
Exempt		1	
Total	11	20	

Data Source: Department for Education Assessment Data Holdings, 2023. When there are less than six students in a cohort, no data is supplied.

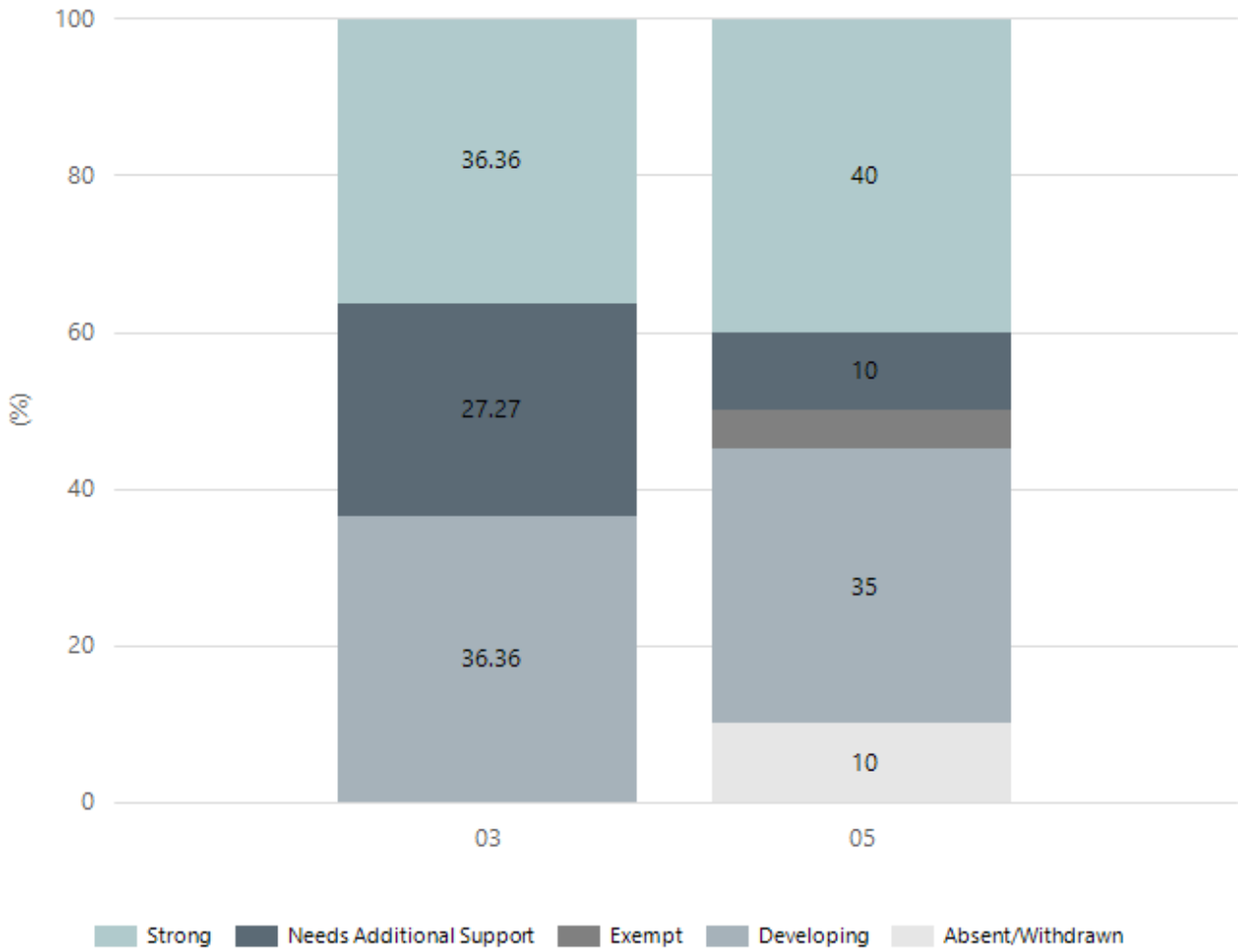
Writing



Year Level	03	05
Strong	9	10
Exceeding		1
Developing	2	1
Needs Additional Support		5
Absent/Withdrawn		2
Exempt	1	
Total	11	20

Data Source: Department for Education Assessment Data Holdings, 2023. When there are less than six students in a cohort, no data is supplied.

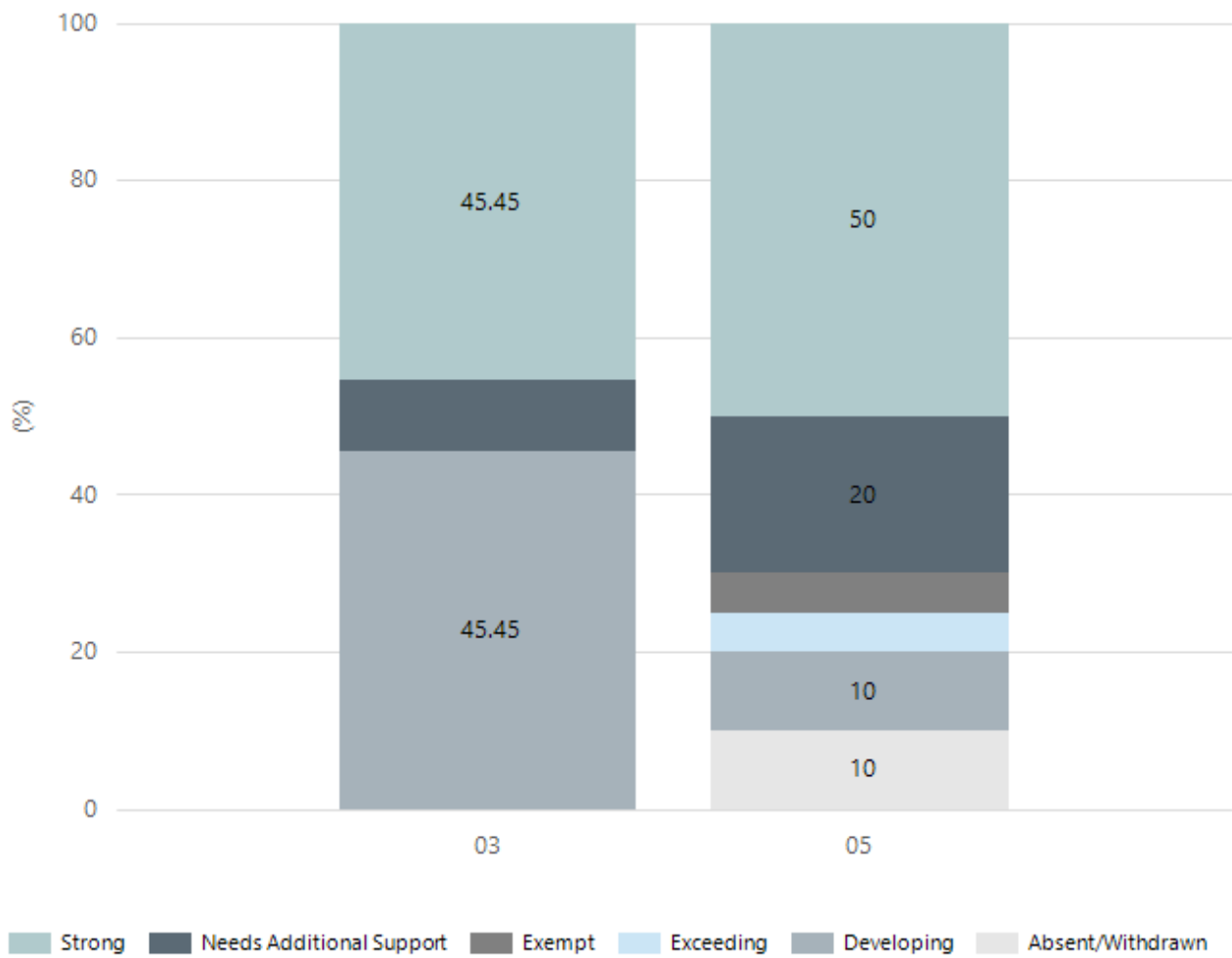
Grammar



Year Level	03	05
Strong	4	8
Developing	4	7
Needs Additional Support	3	2
Absent/Withdrawn		2
Exempt	1	
Total	11	20

Data Source: Department for Education Assessment Data Holdings, 2023. When there are less than six students in a cohort, no data is supplied.

Spelling



Year Level	03	05
Strong	5	10
Needs Additional Support		1
Exceeding		1
Developing	5	2
Absent/Withdrawn		2
Exempt		1
Total	11	20

Data Source: Department for Education Assessment Data Holdings, 2023. When there are less than six students in a cohort, no data is supplied.

School Attendance

Year Level	2021	2022	2023
Reception	89.4%	81.8%	89.6%
Year 01	91.5%	81.4%	87.1%
Year 02	91.4%	83.2%	83.8%
Year 03	90.0%	87.9%	88.8%
Year 04	92.5%	78.5%	77.0%
Year 05	93.7%	79.5%	78.2%
Year 06	92.2%	82.9%	80.6%
Year 07	95.2%		
Total	92.0%	82.2%	83.6%

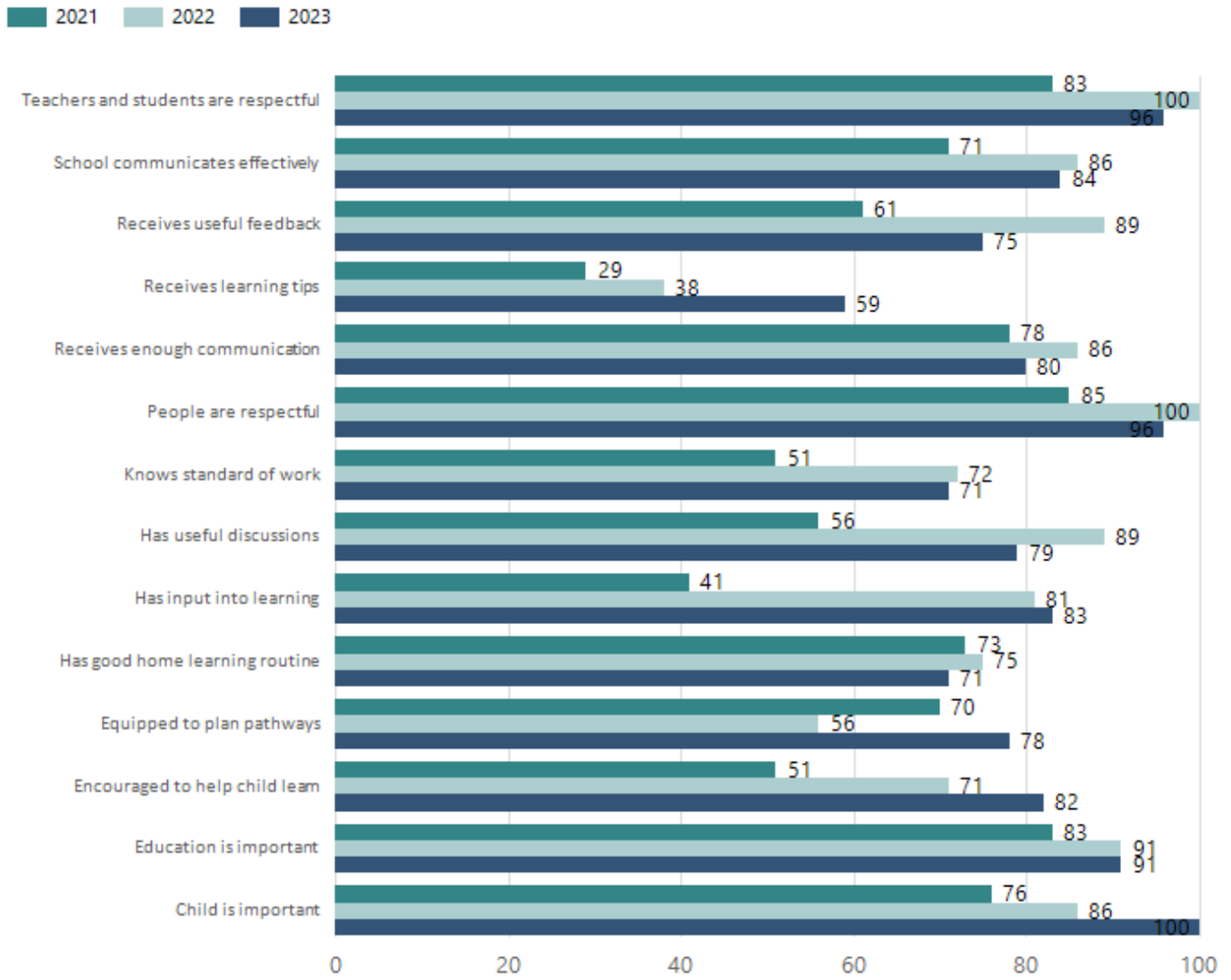
Data Source: Department for Education Attendance Data, Semester 1 Report 2023. A blank cell indicates there were no students enrolled. 'Primary Other' includes students enrolled in specialised education options. 'Secondary Other' includes students who have already spent a year at Year 12 and elected to undertake further study at Year 12.

Attendance Comment

In South Australia, all children and young people must be in school from 6 years to 16 years old. They must attend a government or non-government school full time. From age 16 to 17 however, young people must attend school or an approved learning program (such as an apprenticeship, traineeship, accredited course or university). Schools and parents must encourage and support students to come to school every day. Parents and caregivers must make sure their child is enrolled in a school, and attends school all day and everyday it is open, unless a child is sick or has an approved exemption. Teachers and leaders actively follow up when a student misses school, including recording all absences and non-attendance. All schools in South Australia have local attendance procedures governed under the Education and Children's Services Regulations 2020.

Parent Opinion Survey Results

Proportion of agree/strongly agree response(%)



Data Source: 2023 Department for Education Parent Opinions Survey, Term 3 2023.

Intended Destination

Leave Reason	Number	%
TG - TRANSFERRED TO SA GOVERNMENT SCHOOL	2	100.0%

Data Source: Department for Education Destination Data Report, 2023. Data extract term 3 2023. Data shows recorded destinations for students that left the school in the previous year. Data is uploaded by schools in term 3 and may not reflect final or total figures at time of report creation.

Highest Qualifications held by the teaching workforce and workforce composition

All teachers at this school are qualified and registered with the SA Teachers Registration Board.

Qualification Level	Number of Qualifications
Bachelor's degrees or Diplomas	3
Postgraduate Qualifications	5

Data Source: Data extracted from Mandatory Workforce Information Collections as on the last pay date of June 2023. As self-reported by staff in the system.

Please note: Data includes staff who are Actively employed and on extended paid leave. Please note only the highest qualification of the Teaching staff is reported. Excludes any number of other certifications earned.

Workforce composition including indigenous staff

	Teaching Staff		Non-Teaching Staff	
Indigenous	Non-Indigenous	Indigenous	Non-Indigenous	
Full-Time Equivalents	0.0	6.6	0.0	2.7
Persons	0.0	8.0	0.0	3.0

Data Source: Data extracted from Mandatory Workforce Information Collection as on the last pay date of June 2023.

Please note: Data includes staff who are actively employed and on extended paid leave. "Indigenous category" is self-reported by staff in the system.

Financial Statement

Funding Source	Amount
Grants: State	\$1,241,002
Grants: Commonwealth	\$4,000
Parent Contributions	\$23,851
Fund Raising	\$1,365
Other	\$4,044

Data Source: School supplied data.

Governing Council Chair Report 2023

As is tradition, a huge thank you to all of the staff at USPS, as well as all the members of our Governing Council for 2023. I have worked on these councils for a large part of the last 20 years, and rarely worked amongst a group of people so focussed on the same goals at a school. The increased external social and financial pressures our community feels make juggling events, fundraising, and all the different activities we try to incorporate at the school ever more challenging and time consuming, but we had a great group that just kept working things through.

Our traditional issues of septic, mould, fire safety, shade, trees etc kept us occupied as we continued to work with Adam introducing and improving new programs through the school for our kids learning. Adams regular reports continue to keep us up to speed on all issues as well as a rotating teacher roster that allowed us a small insight at meetings into how each classroom works.

New septic soakage pits were installed in 2023, and we wait with baited (held?) breath for another winter to rate their success this time around.

A second big thank you to Uncle Tamaru and all the parents that got involved in writing our new RAP (Reconciliation Action Plan), it was a real pleasure to be a part of this group. We were able, with Uncle's guidance, to achieve what we believe is a significantly meaningful document that as a school we can be really proud of. Congratulations and thank you to Matt for his extra work on this that was well above and beyond his normal teaching workload. We have also made some progress on the reconciliation garden, and whilst further works did not happen in 2023 as we had hoped....some progress in early 2024 is likely.

Of course the biggest news in 2023 was the awarding of \$7.1M for new buildings at USPS by the State Government, initial planning is underway and we look forward to construction commencing in 2024, we wish the 2024/2025 Governing Councils luck with this!!

Graeme Jones